

1. I have been told about the study and I know why it is being done and what to do. I know that I do not have to do it if I do not want to. If I have questions I can ask my teacher. I know that I can stop at any time.		
	Response Percent	Response Count
I understand and will begin the survey. <div></div>	100.0%	35
I would rather not do it.	0.0%	0
	answered question	35
	skipped question	0



2. Where do you go to school?

	Response Percent	Response Count
IS 5	0.0%	0
IS 10	0.0%	0
IS 61	0.0%	0
IS 72	0.0%	0
IS 73	0.0%	0
IS 77	0.0%	0
IS 89	0.0%	0
IS 91	0.0%	0
IS 93	0.0%	0
IS 125	0.0%	0
IS 126	0.0%	0
IS 141	0.0%	0
IS 144	0.0%	0
IS 145	0.0%	0
IS 157	0.0%	0
IS 185	0.0%	0
IS 189	0.0%	0
IS 204	0.0%	0
IS 217	0.0%	0
IS 230	0.0%	0
IS 237	0.0%	0
PS 12	0.0%	0
PS 14	0.0%	0
PS 19	0.0%	0
PS 30	0.0%	0






PS 54	0.0%	0
PS 76	0.0%	0
PS 92	0.0%	0
PS 111	0.0%	0
PS 127	0.0%	0
PS 151	0.0%	0
PS 153	0.0%	0
Al-Iman School	0.0%	0
Al-Manoor School	0.0%	0
Bais Yaakov Academy	0.0%	0
Bnos Malka Academy	0.0%	0
El-Ber Islamic School	0.0%	0
Flushing High School	0.0%	0
Forest Hills HS	0.0%	0
Grover Cleveland HS	0.0%	0
Jamaica HS	0.0%	0
John Bowne High School	0.0%	0
Hevach High School	0.0%	0
Long Island City High School	0.0%	0
Machon Academy	0.0%	0
Martin Luther HS	0.0%	0
The Muslim Center Elementary School	0.0%	0
Newcomers High School	0.0%	0
Newtown HS	0.0%	0
Our Lady of Mercy	100.0%	35
Our Lady of Sorrows	0.0%	0
Queens Academy HS	0.0%	0

Queens Lutheran School	0.0%	0
Queens Vocational HS	0.0%	0
Razi School	0.0%	0
Redeemer Lutheran	0.0%	0
Resurrection Ascension School	0.0%	0
St. Adalbert	0.0%	0
St. Francis of Assisi School	0.0%	0
St. John Lutheran School	0.0%	0
St. Kevin School	0.0%	0
St. Mel School	0.0%	0
St. Nicholas of Tolentine	0.0%	0
St. Raphael School	0.0%	0
Sacred Heart School	0.0%	0
Shaarei Zion Ohel Bracha	0.0%	0
Tiferes Torah Institute	0.0%	0
William Cullen Bryant High School	0.0%	0
Yesheiva Tifereth Moshe	0.0%	0
Yeshivat Our Haim	0.0%	0
Other	0.0%	0
other school (please specify)		0
answered question		35
skipped question		0

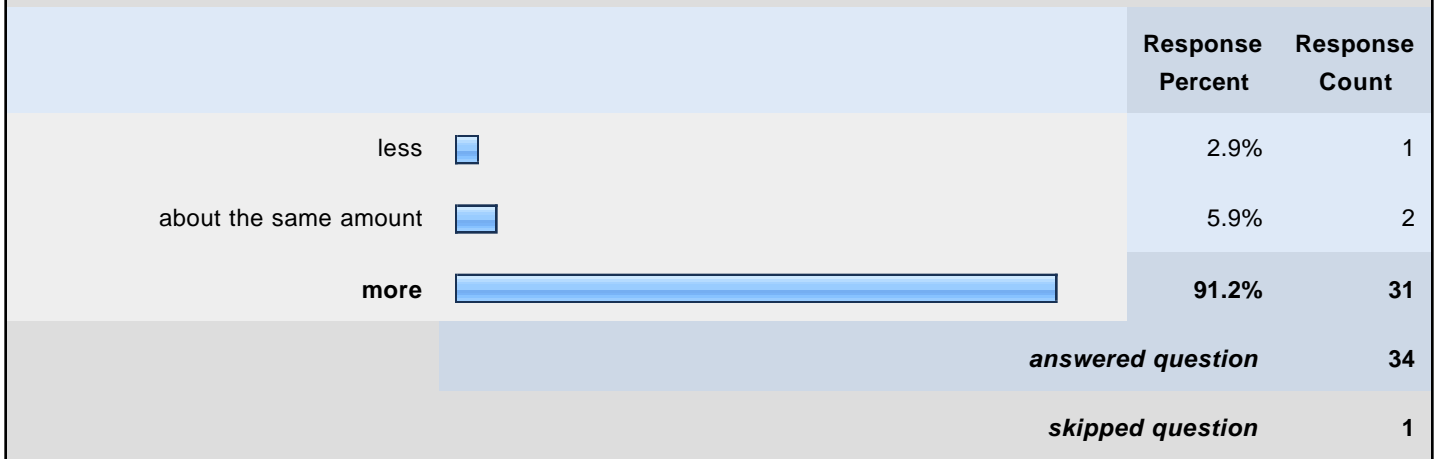
3. What grade are you in?

	Response Percent	Response Count
3	0.0%	0
4 	2.9%	1
5 	97.1%	34
answered question		35
skipped question		0


4. How often do you use your computer at home for homework?

	Response Percent	Response Count
I don't have a computer at home	0.0%	0
I don't use my home computer for homework 	2.9%	1
A few times a year 	23.5%	8
About once a month 	23.5%	8
About once a week 	20.6%	7
Almost every night 	29.4%	10
answered question		34
skipped question		1



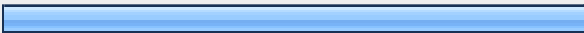
5. Compared to last year, this year my teachers are using computers...





6. Compared to last year, this year students in my grade are using computers...





7. During this school year, how much time per week did you spend using computers in your class(es)?

	Response Percent	Response Count
Not at all	0.0%	0
Once a week 	8.8%	3
2 times a week 	2.9%	1
3 or 4 times a week	0.0%	0
Every day 	88.2%	30
<i>answered question</i>		34
<i>skipped question</i>		1



8. During this school year, I typed up reports and assignments.

	Response Percent	Response Count
Yes 	93.9%	31
No 	6.1%	2
<i>answered question</i>		33
<i>skipped question</i>		2


9. During this school year, I made spreadsheets and graphs.

	Response Percent	Response Count
Yes 	39.4%	13
No 	60.6%	20
<i>answered question</i>		33
<i>skipped question</i>		2



10. During this school year, I used blogs to communicate with other students and teachers

	Response Percent	Response Count
Yes 	33.3%	11
No 	66.7%	22
<i>answered question</i>		33
<i>skipped question</i>		2



11. During this school year, I did research on the Internet for a report or assignment.

	Response Percent	Response Count
Yes 	100.0%	33
No	0.0%	0
<i>answered question</i>		33
<i>skipped question</i>		2



12. During this school year, I made a PowerPoint presentation.

	Response Percent	Response Count
Yes 	90.9%	30
No 	9.1%	3
<i>answered question</i>		33
<i>skipped question</i>		2



13. During this school year, I used the computer to make a graphic novel.

		Response Percent	Response Count
Yes		27.3%	9
No		72.7%	24
<i>answered question</i>			33
<i>skipped question</i>			2



14. During this school year, I took a test on the computer.

		Response Percent	Response Count
Yes		72.7%	24
No		27.3%	9
<i>answered question</i>			33
<i>skipped question</i>			2



15. During this school year, I used a computer program to improve my study skills or learning skills.

		Response Percent	Response Count
Yes		78.8%	26
No		21.2%	7
<i>answered question</i>			33
<i>skipped question</i>			2


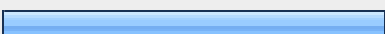
16. During this school year, I made or listened to a podcast.

		Response Percent	Response Count
Yes		15.2%	5
No		84.8%	28
<i>answered question</i>			33
<i>skipped question</i>			2



17. During this school year, I made or edited a webpage or worked in a web environment, like a wikispace.

		Response Percent	Response Count
Yes		18.2%	6
No		81.8%	27
<i>answered question</i>			33
<i>skipped question</i>			2



18. This school year, I collected data using equipment that go with the computer, like probes or PDAs.

		Response Percent	Response Count
Yes		42.4%	14
No		57.6%	19
<i>answered question</i>			33
<i>skipped question</i>			2








19. This school year, I made or edited a video or movie.

	Response Percent	Response Count
Yes 	9.1%	3
No 	90.9%	30
<i>answered question</i>		33
<i>skipped question</i>		2

20. During the past school year, I created or contributed to a web-based map or timeline.

	Response Percent	Response Count
Yes 	39.4%	13
No 	60.6%	20
<i>answered question</i>		33
<i>skipped question</i>		2

21. In which subjects do you use technology. (Check all that apply)

			Response Percent	Response Count
Math			93.9%	31
Sciences			93.9%	31
English Language Arts			97.0%	32
Social Studies			97.0%	32
Art			0.0%	0
Music			21.2%	7
Physical Education/Gym			0.0%	0
ESL or ELL			0.0%	0
Computer Class			93.9%	31
Multi-Media			66.7%	22
None of the Above			0.0%	0
Other (please specify)				25
answered question				33
skipped question				2

22. Do you know how to use the following equipment, applications or web sites?

	Yes	No	Response Count
Digital camera or video	100.0% (33)	0.0% (0)	33
Audacity or GarageBand	33.3% (11)	66.7% (22)	33
iMovie or Movie Maker	69.7% (23)	30.3% (10)	33
Wikispaces	39.4% (13)	60.6% (20)	33
Teacher/Classroom Blogs	66.7% (22)	33.3% (11)	33
Google Maps	93.9% (31)	6.1% (2)	33
Comic Life	87.9% (29)	12.1% (4)	33
NYLearns	33.3% (11)	66.7% (22)	33
	answered question		33
	skipped question		2

23. How much do you agree with these statements?

	I agree	I'm not sure	I disagree	Rating Average	Response Count
I am able to learn more when I use computers in my school.	66.7% (22)	21.2% (7)	12.1% (4)	1.45	33
I work harder on my assignments when I am using a computer.	39.4% (13)	27.3% (9)	33.3% (11)	1.94	33
I would be a better student if I got to use technology more in school.	42.4% (14)	24.2% (8)	33.3% (11)	1.91	33
Teachers in this school know a lot about how to use computers to help students learn more.	51.5% (17)	27.3% (9)	21.2% (7)	1.70	33
There are enough computers in my school for students to use for their schoolwork.	30.3% (10)	24.2% (8)	45.5% (15)	2.15	33
I am using computers in my class (es) in ways that other students in this school are not.	60.6% (20)	18.2% (6)	21.2% (7)	1.61	33
I have shown other students how to do things with computers.	63.6% (21)	12.1% (4)	24.2% (8)	1.61	33
I have shown a teacher how to do things with computers.	57.6% (19)	18.2% (6)	24.2% (8)	1.67	33
I use computers more in my class (es) than other students in this school	48.5% (16)	33.3% (11)	18.2% (6)	1.70	33
answered question					33
skipped question					2